


Hong Kong Tropical Cyclone Warning Signals and Other Warnings That May Be Issued During Typhoon

- T₁ Standby Signal No. 1
- ⊥₃ Strong Wind Signal No. 3
- ⬆₈ No. 8 Northeast Gale or Storm Signal
- ⬆₈ No. 8 Northwest Gale or Storm Signal
- ⬇₈ No. 8 Southeast Gale or Storm Signal
- ⬇₈ No. 8 Southwest Gale or Storm Signal
- ⊗₉ Increasing Gale / Storm Signal No. 9
- ⊕₁₀ Hurricane Signal No. 10

-  Amber Rainstorm Warning Signal
-  Thunderstorm Warning
-  Red Rainstorm Warning Signal
-  Special Announcement of Flooding in Northern New Territories
-  Black Rainstorm Warning Signal
-  Landslip Warning

Emergency Numbers for Typhoon Preparedness:

Government hotline: For reporting fallen trees, landslides, building safety and road conditions update. In case of injury, please call 999.	1823
Hong Kong Observatory Weather Information	1878 200
Drainage Services Department 24-hour hotline - For flooding reports	2300 1110
The Home Affairs Department 24-hour emergency hotline provides phone consultation service on citizens' enquiries and delivering assistance such as offering temporary accommodation to citizens affected by typhoons.	2835 1473
Buildings Department Emergency Contact Centre - Monday to Friday: 18:00-20:45 - Saturday, Sunday and Public Holidays: 24 hours	2761 5555
In case of maritime distress, please contact Hong Kong Maritime Rescue Coordination Centre - Responsible for overseeing incidents in Hong Kong waters and international waters of the South China Sea - They collaborate with the Marine Police, Government Flying Service, Fire Services Department and ambulance crew with respect to the needs of the affected.	2233 7996
To report trapped animals or animals in danger, please call the Society for the Prevention of Cruelty to Animals (SPCA) hotline	2711 1000
Education Bureau - For enquiries on suspension of classes at kindergartens and schools.	2891 0088
Hong Kong St. John Ambulance - 24Hr free service	1878 000
Hong Kong Red Cross	2802 0021

Production Unit



Sponsor Organization



香港賽馬會災難防護應變教研中心
Hong Kong Jockey Club
Disaster Preparedness and Response Institute

Phone: (852)2871 8857
E-mail: hkjcdpri@hkam.org.hk
Website: ready.com.hk
Facebook: readyhk



Website



Facebook

Date of Production: July 2019

TYPHOON PREPAREDNESS:

3 IMPORTANT STEPS

WHAT TO DO BEFORE, DURING AND AFTER TYPHOONS



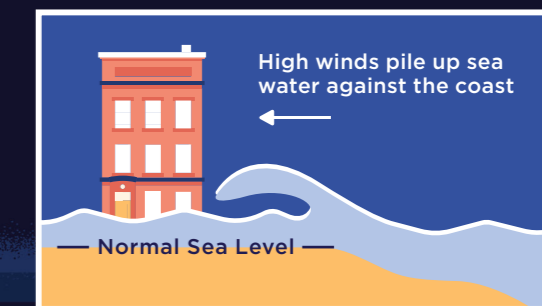
What is 'Tropical Cyclone'?

Cyclones formed over the tropical ocean are generally called "tropical cyclones". They are huge rotating columns of warm and moist air. Mature tropical cyclones normally come at a wind speed of over 150 km/h.

The Hong Kong Observatory issues tropical cyclone advisory bulletins and/or warnings whenever a tropical cyclone centred within 800km of Hong Kong may affect the territory. This is often known as a 'typhoon' in our local community. Typhoon season in Hong Kong usually runs through May to November, with July to September being the peak period.

What is 'Storm Surge'?

Storm surge refers to the abnormal rise of seawater level due to the combined effects of low atmospheric pressure and high winds when tropical cyclones strike. High winds push sea water against the coast, causing abnormal rise in seawater level which would result in flooding in coastal areas and flood low-lying areas.



Before A Typhoon Approaches:

Prepare your home NOW

1. Inspect and repair doors and windows. Seal gaps around window joints as soon as possible.
2. Securely fasten objects placed outside or near windows, or move them indoors.
3. Tape a big "米" with vertical and horizontal lines through the middle on exposed glass windows.

NOTE: Taping glass doors and windows can reduce the effects of glass vibration and collision of hard objects. When glass is damaged, the tapes can reduce shattering of shards, but this cannot completely protect the glass from damage. Always stay away from exposed glass during typhoons.

4. Prune your plants or support them with suitable mounts.
5. Locate a safe indoor area to shelter yourself in case of glass breakage.

Store enough food and water

6. Store 3 litres of drinking water per person per day.



7. Store at least a 3-day supply of food, including dried and ready-made food. Avoid salty food and those that make you thirsty, preferably canned food, nuts, oatmeal and high-calorie food.

Prepare for Power Outage

1. For safety sake, please use torches. Don't use candles.
2. Insert batteries only when torches are in use to avoid battery failure.



3. Keep radios that run on dry batteries - when televisions, computers or mobile phones run out of power, the radios can keep you connected.

4. Keep mobile phones and portable chargers fully charged.

5. If possible, switch off WIFI on mobile phones, bluetooth and other unnecessary functions, and turn on power saving mode.



6. Keep a handwritten list of close friends and family member's phone numbers. Don't rely only on your mobile phones.

DO YOU KNOW

In times of power outage, avoid opening refrigerator doors too often - do so only when necessary. Depending on refrigerator capacity, food can stay cool for about four hours if the refrigerator is kept closed during electricity outage; while food in the freezer can stay frozen for about 24 to 48 hours. If your accommodation is susceptible to power outage, you may consider storing ice cubes or ice packs in the refrigerator to extend the cooling time.

In Case of Household Flooding, Beware of Electric Shock!



1. Move electrical appliances to higher positions
2. In the event of evacuation or household flooding, unplug all electrical appliances and turn off the main switch.

3. Cover all liquid chemicals (e.g. cleansing agents and bleach) to avoid contaminating your accommodation with toxic liquid chemicals as a result of flooding.

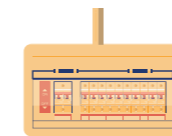
4. Check around water outlets to ensure excess water can be drained.

5. If you live in flooding-prone area, familiarize yourself with temporary shelters nearby and traffic arrangement.

6. Save electronic copies of important documents (e.g. prescription records, insurance or financial documents) to avoid loss from flood damage.



During Typhoon:



If Indoor Flooding Occurs,

Do not use electrical appliances and turn off the main switch.

If You Need to Walk in Any Outdoor Flooded Area,

1. Stay away from and avoid walking in the flood - flood water at six-inch depth can knock you down.
2. In the event of unavoidable circumstances, use a pole to assess ground conditions to prevent falling into below-ground level position or stepping on dangerous objects.
3. Watch your steps on muddy road to avoid falling on slippery mud.
4. Keep away from electric wires and cables.



Be Safe After:

1. Check electrical appliances. Do not use wet electrical appliances or power strip to avoid fire due to short-circuit.

2. Wear gloves. Be careful when cleaning up homes, removing trees or waste. Avoid direct contact with contaminated water and soil to protect yourself from infectious diseases such as tetanus and leptospirosis.



3. Dispose waste and tree branches according to announcements of relevant departments.

4. To speed up cleaning of the Food and Environmental Hygiene Department, separate trees and branches from general waste.

5. Let qualified persons fell the trees to avoid injuries and further tree collapse or affecting restoration work.



6. Use 1:99 diluted bleach to clean and disinfect flooded households.

7. Clear stagnant water to prevent mosquito breeding.